



FUZIONOVA

Exceptional metallic aesthetics,
simplified installation

USER GUIDE

Metal architectural panels

Thank you for choosing Fuzionova to beautify your interior! Your trust inspires us, motivates us and pushes us to excel!

Discover the power and beauty of Fuzionova panels, ideal for personalizing your space with elegance and originality.

Our aluminum composite panels are easy to handle and adapt to all your interior design projects.





FEATURES

- **Material:** aluminum composite
- **Dimensions:** Thickness of 3 mm
- **Weight:** Ultralight, 1 lb/sq ft
- **Resistance:** Moisture resistant and durable

WHERE TO INSTALL FUZIONOVA?

- Interior wall only
- Accent wall (entrance, living room, bedroom, etc.)
- Kitchen backsplash*
- Bathroom*
- And many others...

*Requires additional protection

FUZIONOVA

INSTALLATION INSTRUCTIONS

MATERIALS NEEDED FOR INSTALLATION




Painter's
tape




Level



Laser Level



A hole saw




Cutter



Caulking gun



Oscillating saw



Square



Adbond extreme 5692



A guide rail



Microfiber
cloths

1 Space measurement


➤ Measure the area to be covered precisely.

Use a tape measure to obtain exact measurements of the space where you want to install the Fuzionova panels.



➤ Mark the measurements on the front of the panel using masking tape.

After planning and measuring, use masking tape to clearly mark where the cuts need to be made on the front of the panel (finished side). Masking tape helps in tracing straight and precise lines and is easy to remove without leaving any residue.



2 Cutting the panels

➤ Use a cutter to cut the panels according to the measured dimensions.

Position the panel firmly on a stable and secure surface.

Follow the lines marked with masking tape using the utility knife and a metal ruler, applying even pressure to ensure a clean and precise cut. Make several passes, and hold the cut end firmly, bending and unbending it with slight shakes.

💡 Ensure that the blade is sharp enough to avoid damaging the edges of the panel.



➤ For special cuts, such as openings for outlets, use an oscillating saw or a hole saw.

Select the appropriate size drill bit or hole saw for the desired opening. Center the tool on the marked spot for the cut and proceed carefully to achieve a clean and well-defined hole.

 Use clamps to hold the panels in place for greater precision and stability.



Make the cuts from the front of the panel to preserve the finish.

To protect the decorative surface of the panel, perform all cuts working from the reverse side.

3 Surface preparation



Clean your surface

Clean the surface to remove any dust or dirt, and ensure that the surface where the panels will be applied is perfectly sound, clean, and dry.

4 Application of the adhesive

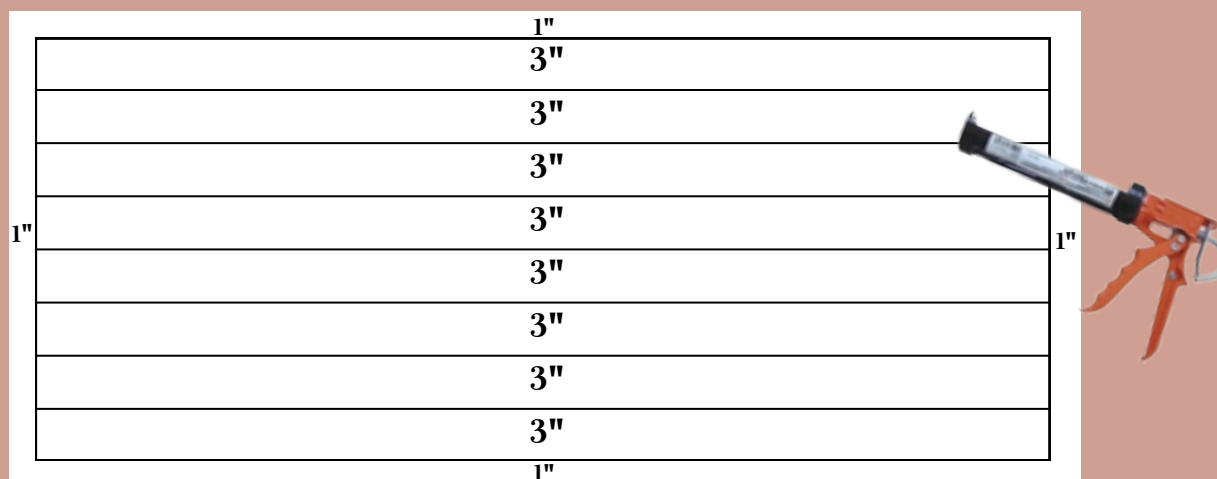


Applying the adhesive

After removing the protective film, apply an even layer of adhesive to the back of each panel.

For optimal coverage without overloading, use a caulking gun to apply the adhesive in lines spaced 3 mm apart and placed 1 mm from the edge.

Illustration application of adhesive





➤ Gluing the panel

Place the panel on the prepared surface. Carefully align the panel with the intended area on your surface.

Once in position, press firmly on the entire panel to ensure good adhesion. Be sure to apply even pressure across the entire surface to eliminate air bubbles and ensure solid contact between the panel and the surface.

After placing the panel, check that all parts of the panel adhere properly to the surface. If necessary, apply additional pressure to areas that do not seem completely set.



WHY CHOOSE FUZIONOVA

Choosing Fuzionova means opting for excellence and innovation in your space design. Our aluminum composite panels offer numerous advantages, making them an ideal solution for modern interior designs. Lightweight and robust, these panels ensure unparalleled ease of handling and installation. Additionally, their **thinness** allows for aesthetic integration without compromising interior space.

Durability is another major asset of our Fuzionova panels. Moisture-resistant and UV-protected, they maintain their beauty and integrity even in demanding conditions, ensuring exceptional longevity. Their treated surface offers a unique palette of colors and textures, with each panel revealing distinct patterns that enrich any décor.



By choosing Fuzionova, you are investing in a product that combines **aesthetics and performance**, while ensuring a simple and quick installation.

Transform your environment with style and confidence by opting for Fuzionova, the choice of quality and innovation.

WARNING

Fuzionova warranty

Fuzionova guarantees the quality of its panels against any manufacturing defects for a period of 10 years, provided they are used and maintained under normal conditions.

User responsibility

Before using Fuzionova products, it is crucial that the user verifies their suitability for the intended use. It is also imperative to carefully inspect the order upon receipt to ensure conformity in terms of color, size, quantity, and condition. The user assumes full responsibility for the risks associated with the use of the products, whatever they may be.

Installation and use

To ensure the optimal performance of the panels, it is essential to strictly follow Fuzionova's recommendations for handling, storage, and installation. For detailed instructions, please refer to our Installation Guide.

Usage restriction

It is important to note that Fuzionova panels must not be used as structural elements or installed outdoors or on the floor. Their function is purely decorative, and they are intended for indoor use only.

Surface préparation

Before installation, the user must ensure that the structural surface is adequate, clean, smooth, and strong enough to support the weight of the panels. Fuzionova will not be responsible for issues resulting from inadequate preparation or defective construction of the structural surface. Our responsibility is limited to defects in the panels themselves, excluding any improper installation or inappropriate surface preparation.

Final Clause

Please note that any installed merchandise cannot be replaced or returned.



For innovative and sustainable projects, think
Fuzionova.

www.silexelement/fuzionova.com

sales@silexelement.com

138 Rue Merizzi, Montréal, Qc H4T 1S4

FUZIONOVA